



District Report Card: 2017


State: Gujarat	District: Surendranagar
Class: 8	Subject: Mathematics
Schools: 51	Students: 1211


Participation/Coverage


Students

GENDER 	Boys		Girls	
	Number	%	Number	%
	611	50.45	600	49.55

AREA 	Rural		Urban	
	Number	%	Number	%
	960	79.27	251	20.73

CATEGORY 	SC		ST		OBC		GEN	
	Number	%	Number	%	Number	%	Number	%
	123	10.16	50	4.13	962	79.44	76	6.28

CWSN 	LD	VI	HI	S&LD	ID	Oth
	0	2	1	2	4	3

Management 	Government		Government-aided	
	Number	%	Number	%
	1211	100.00	0	0.00

Average Performance of Students in Mathematics (%)

Overall	Gender		Area		Management		Social Group			
	Male	Female	Rural	Urban	Govt.	Aided	SC	ST	OBC	GEN
45.46	45.83	45.09	46.23	42.52	45.46	0.00	43.63	35.47	45.29	57.11

Performance on Learning Outcomes (LOs)

Learning Outcomes	Description	Average Performance(%)
M601	Solves problems involving large numbers by applying appropriate operations	40.74
M606	Solves problems on daily life situations involving addition and subtraction of fractions / decimals	47.31
M620	Finds out the perimeter and area of rectangular objects in the surroundings like floor of the class room, surfaces of a chalk box etc.	45.60
M621	Arranges given/collected information in the form of table, pictograph and bar graph and interprets them	48.65
M702	Interprets the division and multiplication of fractions	43.52
M705	Solves problems related to daily life situations involving rational numbers	31.21
M706	Uses exponential form of numbers to simplify problems involving multiplication and division of large numbers	39.06
M707	Adds/subtracts algebraic expressions	53.34
M710	Solves problems related to conversion of percentage to fraction and decimal and vice versa	43.92
M717	Finds out approximate area of closed shapes by using unit square grid/graph sheet	35.52
M719	Finds various representative values for simple data from her/his daily life contexts like mean, median and mode	49.97
M721	Interprets data using bar graph	56.08
M801	Generalizes properties of addition, subtraction, multiplication and division of rational numbers through patterns	33.71
M802	Finds rational numbers between two given rational numbers	51.38
M803	Proves divisibility rules of 2, 3, 4, 5, 6, 9 and 11	53.20
M804	Finds squares, cubes, square roots and cube roots of numbers using different methods	41.65
M808	Uses various algebraic identities in solving problems of daily life	52.35
M812	Verifies properties of parallelogram and establishes the relationship between them through reasoning	42.83
M818	Finds surface area and volume of cuboidal and cylindrical object	34.04
M819	Draws and interprets bar charts and pie charts	57.56

Range of Performance of Students who Answered Correctly							
Below 30%		30% - 50%		50% - 75%		Above 75%	
Number	%	Number	%	Number	%	Number	%
388	32.04	334	27.58	339	27.99	150	12.39

Lowest Performing Learning Outcomes (LOs)

- 1 - Solves problems related to daily life situations involving rational numbers (31.21)
- 2 - Generalizes properties of addition, subtraction, multiplication and division of rational numbers through patterns (33.71)
- 3 - Finds surface area and volume of cuboidal and cylindrical object (34.04)

4 - Finds out approximate area of closed shapes by using unit square grid/graph sheet (35.52)

5 - Uses exponential form of numbers to simplify problems involving multiplication and division of large numbers (39.06)